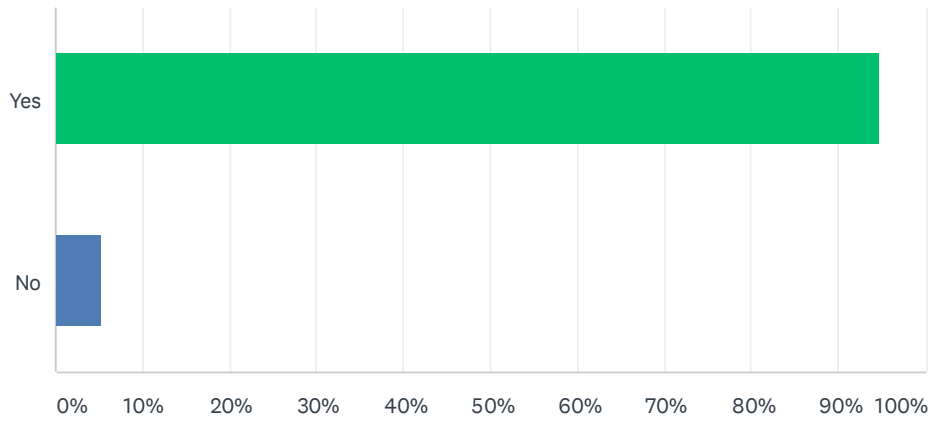


## Q1 Do you plan to return for Fall 2021 Semester classes?

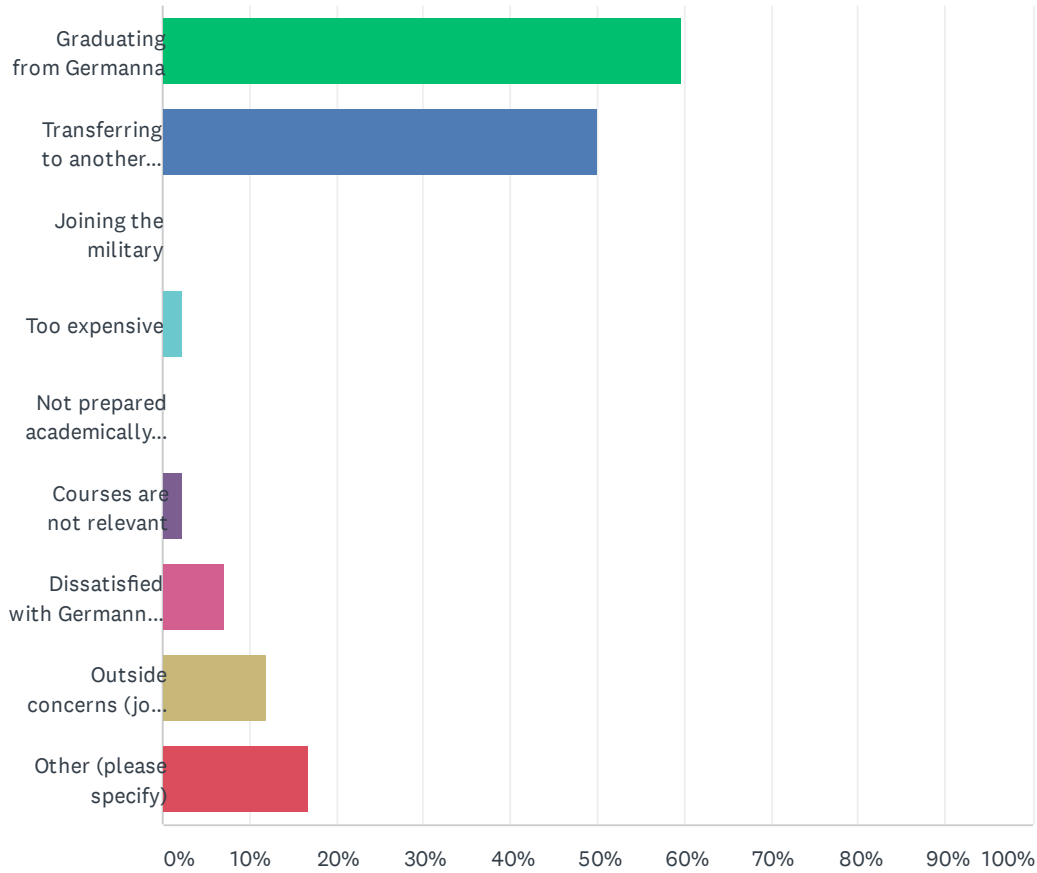
Answered: 811 Skipped: 1



ANSWER CHOICES		RESPONSES	
Yes		94.82%	769
No		5.18%	42
TOTAL			811

## Q2 Why are you not returning? (Select all that apply)

Answered: 42 Skipped: 770



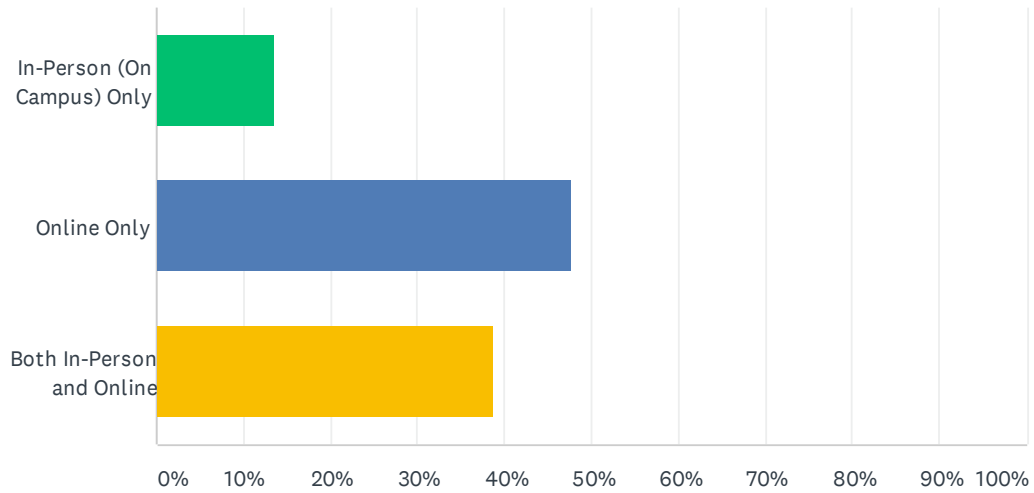
ANSWER CHOICES	RESPONSES	
Graduating from Germanna	59.52%	25
Transferring to another institution	50.00%	21
Joining the military	0.00%	0
Too expensive	2.38%	1
Not prepared academically for college	0.00%	0
Courses are not relevant	2.38%	1
Dissatisfied with Germanna Community College	7.14%	3
Outside concerns (job, family obligations, or other priorities)	11.90%	5
Other (please specify)	16.67%	7
Total Respondents: 42		

## Student Preference Survey for Students Planning to Return in Fall 2021

#	OTHER (PLEASE SPECIFY)	DATE
1	I find it easier to focus on my work.	2/21/2021 12:14 PM
2	covid	2/18/2021 11:42 AM
3	I am an older working student and online is more convenient forum for me.	2/15/2021 8:22 AM
4	covid	2/8/2021 8:01 PM
5	Because it's online	2/8/2021 12:00 PM
6	I don't want students to spread and catch a virus in fall 2021.	2/8/2021 11:24 AM
7	Don't feel safe.	2/8/2021 11:02 AM

### Q3 How would you prefer to take your classes this fall?

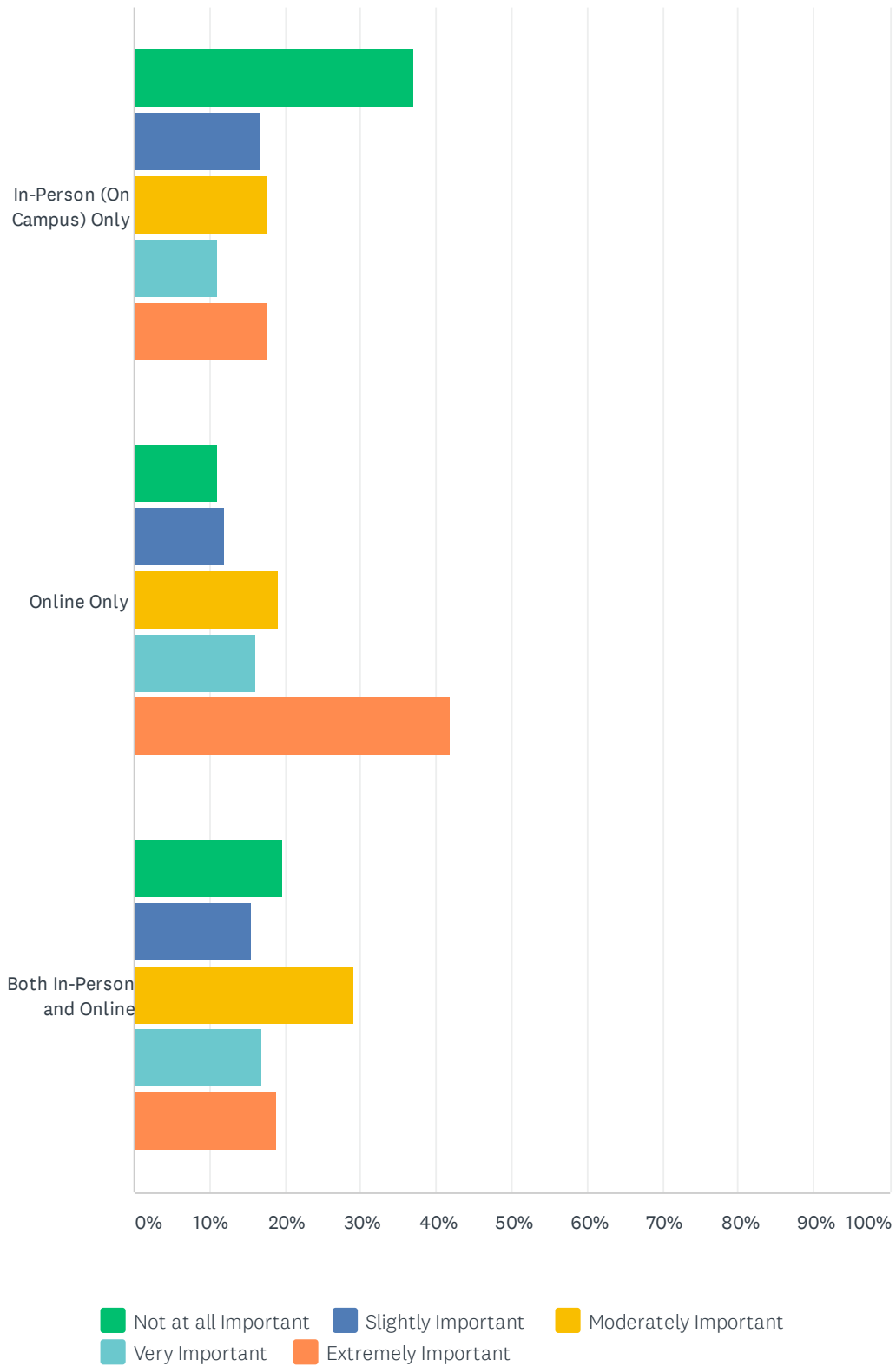
Answered: 741 Skipped: 71



ANSWER CHOICES	RESPONSES	
In-Person (On Campus) Only	13.50%	100
Online Only	47.77%	354
Both In-Person and Online	38.73%	287
TOTAL		741

### Q4 How important is it for you to have classes offered in the following formats?

Answered: 747 Skipped: 65

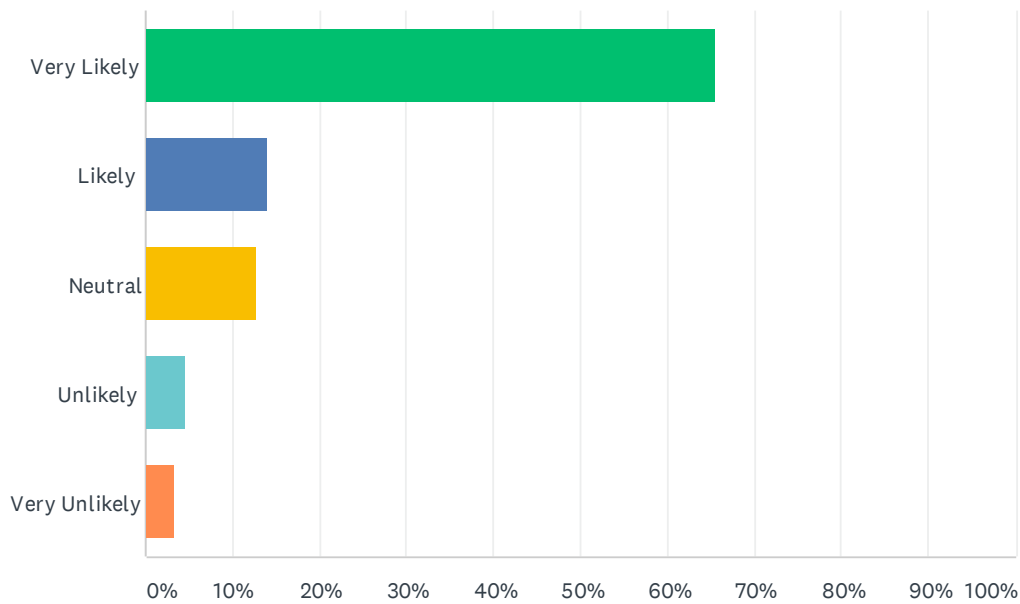


Student Preference Survey for Students Planning to Return in Fall 2021

	NOT AT ALL IMPORTANT	SLIGHTLY IMPORTANT	MODERATELY IMPORTANT	VERY IMPORTANT	EXTREMELY IMPORTANT	TOTAL	WEIGHTED AVERAGE
In-Person (On Campus) Only	37.08% 264	16.71% 119	17.56% 125	11.10% 79	17.56% 125	712	2.55
Online Only	11.11% 80	11.94% 86	19.03% 137	16.11% 116	41.81% 301	720	3.66
Both In-Person and Online	19.69% 142	15.53% 112	28.99% 209	16.92% 122	18.86% 136	721	3.00

### Q5 If Germanna did not offer in-person classes and services in the Fall, how likely would you be to return to Germanna?

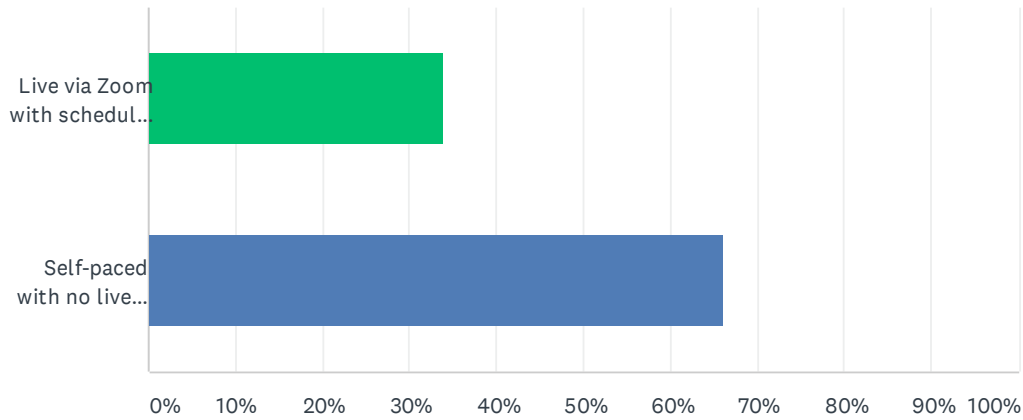
Answered: 746 Skipped: 66



ANSWER CHOICES	RESPONSES	
Very Likely	65.42%	488
Likely	13.94%	104
Neutral	12.73%	95
Unlikely	4.56%	34
Very Unlikely	3.35%	25
<b>TOTAL</b>		<b>746</b>

## Q6 What is your preference for online course delivery?

Answered: 744 Skipped: 68

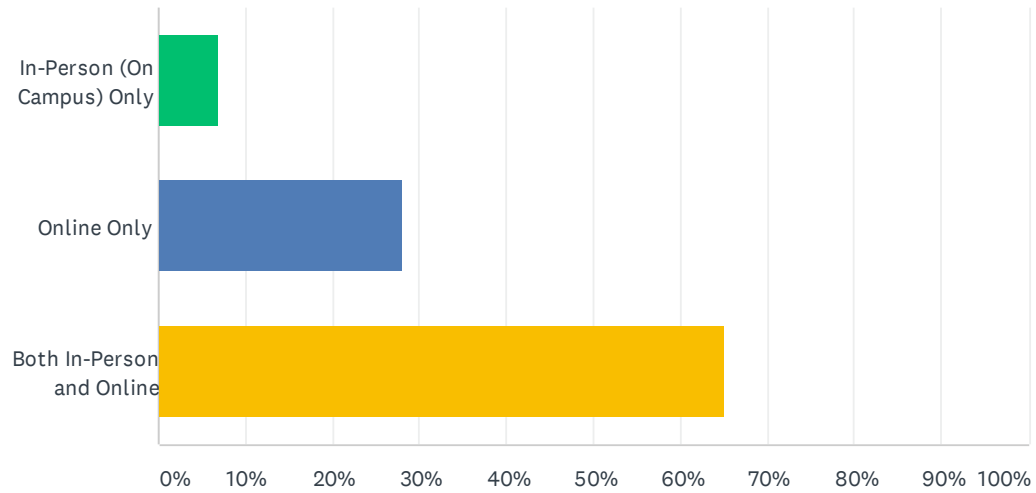


ANSWER CHOICES	RESPONSES	
Live via Zoom with scheduled class meetings (synchronous)	33.87%	252
Self-paced with no live, scheduled class meeting (asynchronous)	66.13%	492
TOTAL		744



## Q7 How would you prefer student services be delivered?

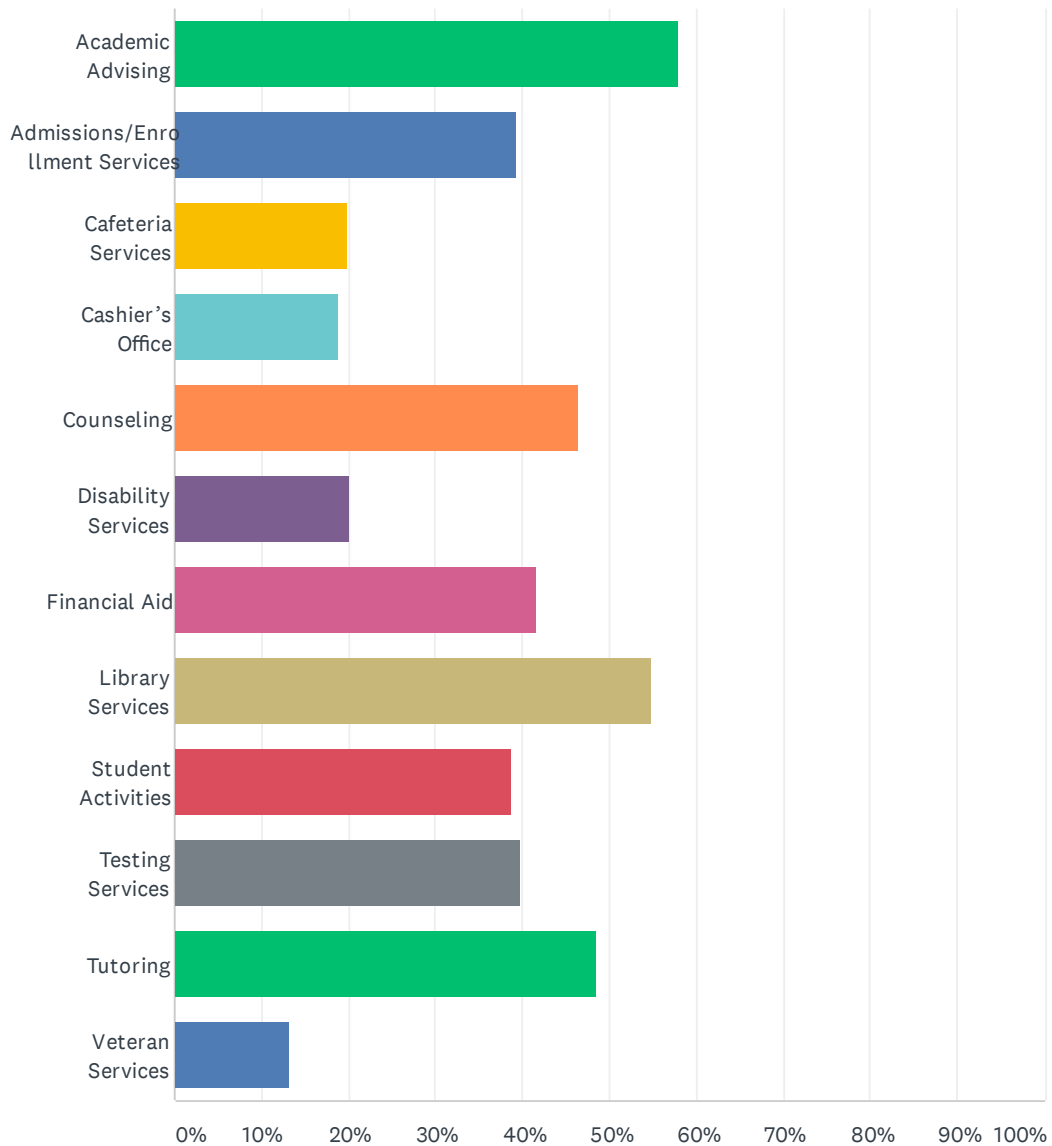
Answered: 747 Skipped: 65



ANSWER CHOICES	RESPONSES	
In-Person (On Campus) Only	6.83%	51
Online Only	28.11%	210
Both In-Person and Online	65.06%	486
TOTAL		747

## Q8 Which services do you prefer to be offered in-person/on-campus? (Select all that apply)

Answered: 603 Skipped: 209

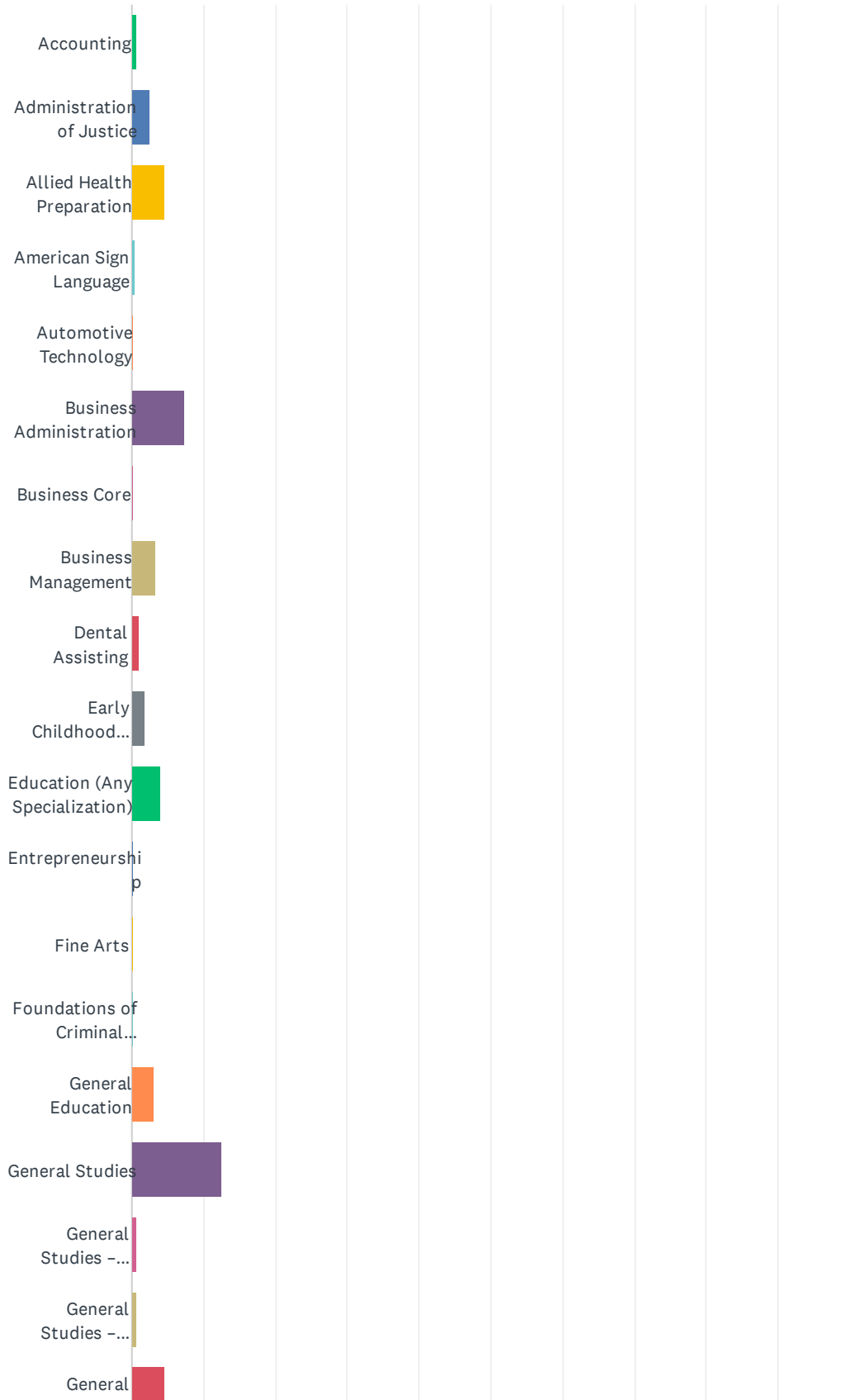


## Student Preference Survey for Students Planning to Return in Fall 2021

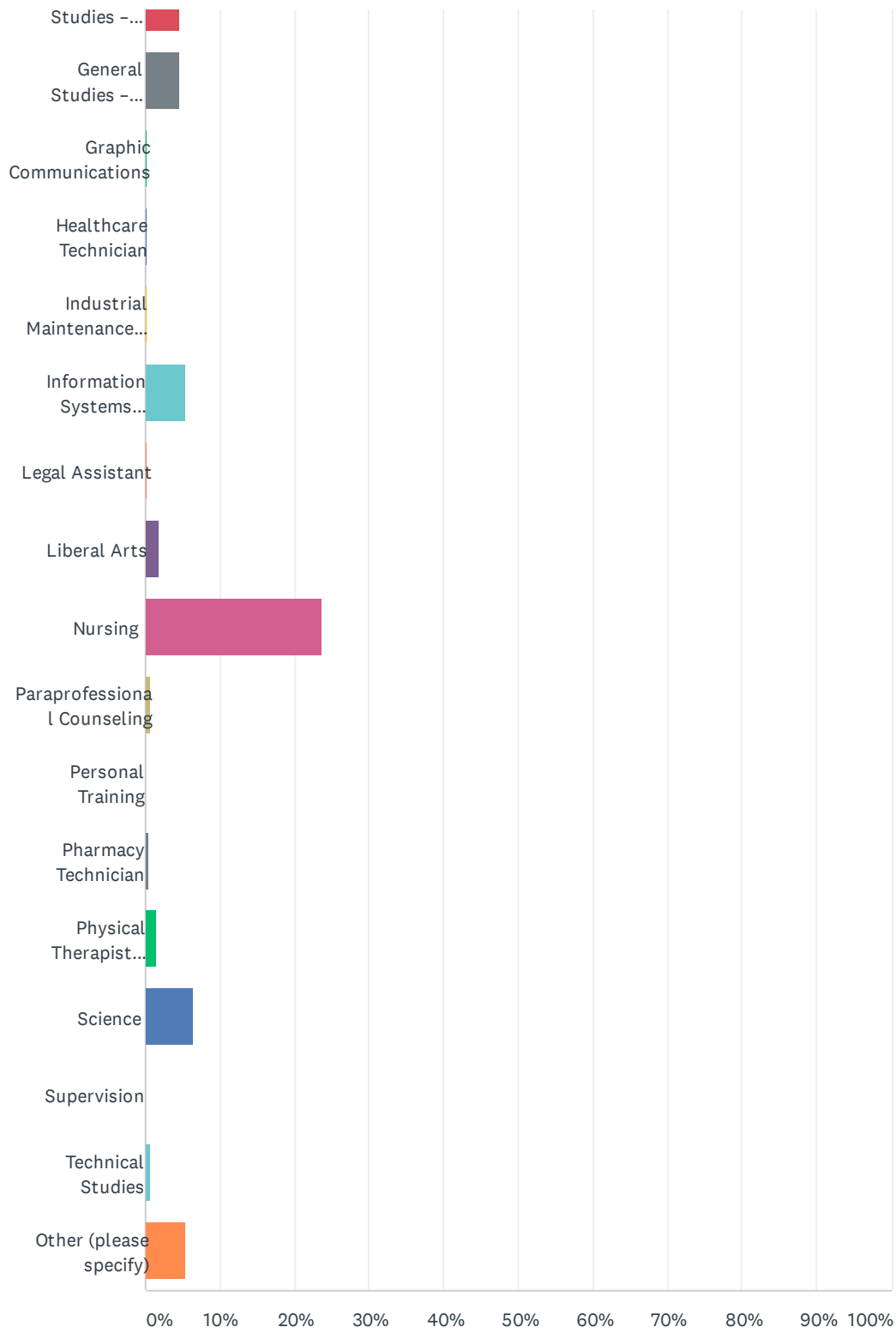
ANSWER CHOICES	RESPONSES	
Academic Advising	57.88%	349
Admissions/Enrollment Services	39.30%	237
Cafeteria Services	19.90%	120
Cashier's Office	18.74%	113
Counseling	46.43%	280
Disability Services	20.07%	121
Financial Aid	41.63%	251
Library Services	54.89%	331
Student Activities	38.81%	234
Testing Services	39.80%	240
Tutoring	48.59%	293
Veteran Services	13.10%	79
Total Respondents: 603		

# Q9 What is your Program of Study? (Select from Dropdown menu)

Answered: 708 Skipped: 104



## Student Preference Survey for Students Planning to Return in Fall 2021



## Student Preference Survey for Students Planning to Return in Fall 2021

ANSWER CHOICES	RESPONSES	
Accounting	0.56%	4
Administration of Justice	2.54%	18
Allied Health Preparation	4.66%	33
American Sign Language	0.42%	3
Automotive Technology	0.28%	2
Business Administration	7.34%	52
Business Core	0.14%	1
Business Management	3.39%	24
Dental Assisting	1.13%	8
Early Childhood Development	1.84%	13
Education (Any Specialization)	3.95%	28
Entrepreneurship	0.14%	1
Fine Arts	0.28%	2
Foundations of Criminal Justice	0.14%	1
General Education	3.11%	22
General Studies	12.57%	89
General Studies – Administration of Justice Specialization	0.71%	5
General Studies – Health and Physical Education Specialization	0.71%	5
General Studies – Pre-BSN Specialization	4.66%	33
General Studies – Psychology Specialization	4.66%	33
Graphic Communications	0.28%	2
Healthcare Technician	0.28%	2
Industrial Maintenance Technology	0.14%	1
Information Systems Technology Program (Advanced Networking, Cybersecurity, Cloud Computing, Data Center Technician, E-Commerce, Information Management, Microcomputer Applications, Networking)	5.37%	38
Legal Assistant	0.14%	1
Liberal Arts	1.84%	13
Nursing	23.73%	168
Paraprofessional Counseling	0.56%	4
Personal Training	0.00%	0
Pharmacy Technician	0.42%	3
Physical Therapist Assistant	1.41%	10
Science	6.50%	46

## Student Preference Survey for Students Planning to Return in Fall 2021

Supervision	0.00%	0
Technical Studies	0.56%	4
Other (please specify)	5.51%	39
TOTAL		708

Student Preference Survey for Students Planning to Return in Fall 2021

#	OTHER (PLEASE SPECIFY)	DATE
1	Engineering	2/23/2021 10:33 AM
2	Mechanical concentration	2/18/2021 1:34 PM
3	Psychology	2/18/2021 12:41 PM
4	taking a few classes to transfer over to umw	2/18/2021 11:58 AM
5	pre-biology	2/18/2021 12:34 AM
6	Engineering-Electrical concentration	2/16/2021 4:25 PM
7	Computer Science	2/16/2021 12:08 AM
8	Biology	2/15/2021 6:26 PM
9	Mechanical Engineering	2/15/2021 5:22 PM
10	Mechanical Engineering	2/15/2021 11:22 AM
11	Engineering	2/15/2021 10:02 AM
12	K-8 Education	2/15/2021 9:40 AM
13	Dual enrollment - homeschool	2/15/2021 9:39 AM
14	Biology	2/15/2021 8:54 AM
15	Engineering	2/15/2021 8:53 AM
16	Psychology	2/15/2021 8:50 AM
17	Mechanical engineering	2/15/2021 8:37 AM
18	Engineering	2/15/2021 8:34 AM
19	Biology	2/12/2021 12:33 AM
20	Computer Science	2/11/2021 3:10 PM
21	Biology	2/11/2021 1:44 PM
22	Electrical Engineering	2/10/2021 3:17 PM
23	Engineering	2/10/2021 1:55 PM
24	Electrical Engineering	2/9/2021 11:09 AM
25	Mechanical Engineering	2/9/2021 8:04 AM
26	Personal Trainer Certificate	2/8/2021 6:54 PM
27	Dual enrollment	2/8/2021 4:14 PM
28	Graduate	2/8/2021 12:43 PM
29	Engineering	2/8/2021 12:36 PM
30	Engineering	2/8/2021 12:36 PM
31	Electrical engineering	2/8/2021 12:26 PM
32	Cyber Security	2/8/2021 12:03 PM
33	Nursing	2/8/2021 11:48 AM
34	Computer science	2/8/2021 11:43 AM
35	Biology	2/8/2021 11:29 AM
36	Psy	2/8/2021 11:15 AM
37	Engineering	2/8/2021 11:07 AM

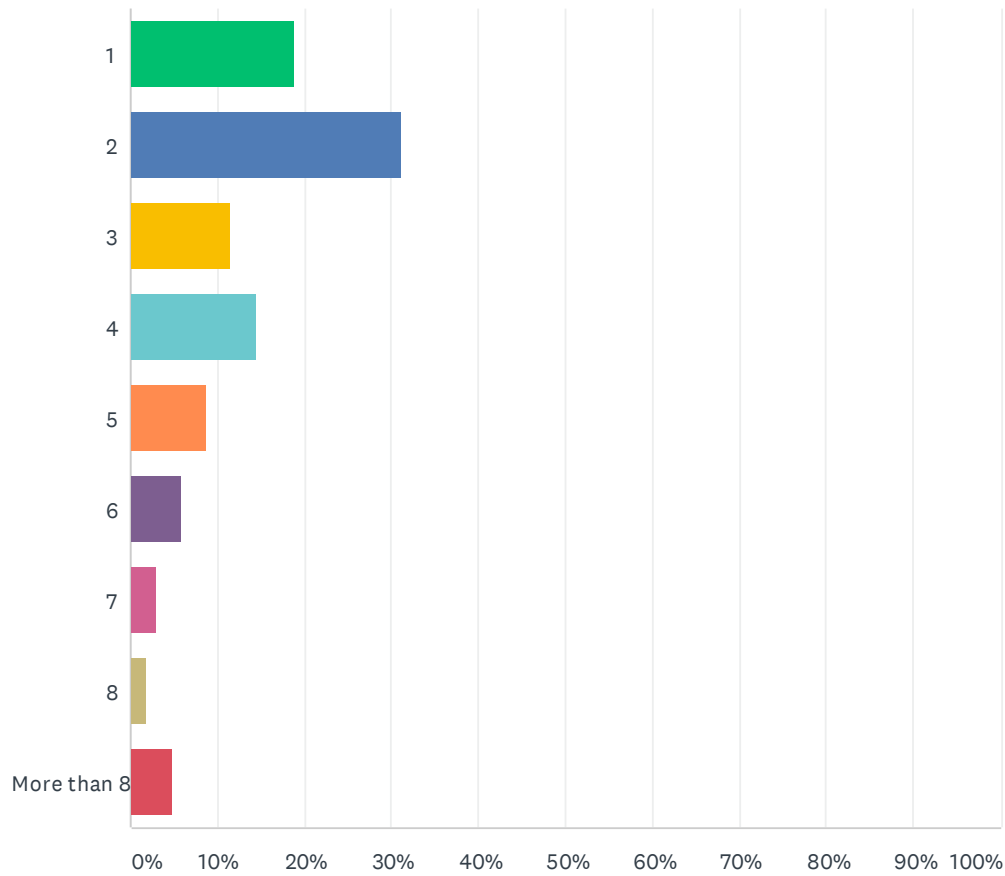


## Student Preference Survey for Students Planning to Return in Fall 2021

38	Finishing business degree	2/8/2021 11:06 AM
39	Biology	2/8/2021 11:04 AM

## Q10 How many semesters have you attended Germanna (including Spring 2021)?

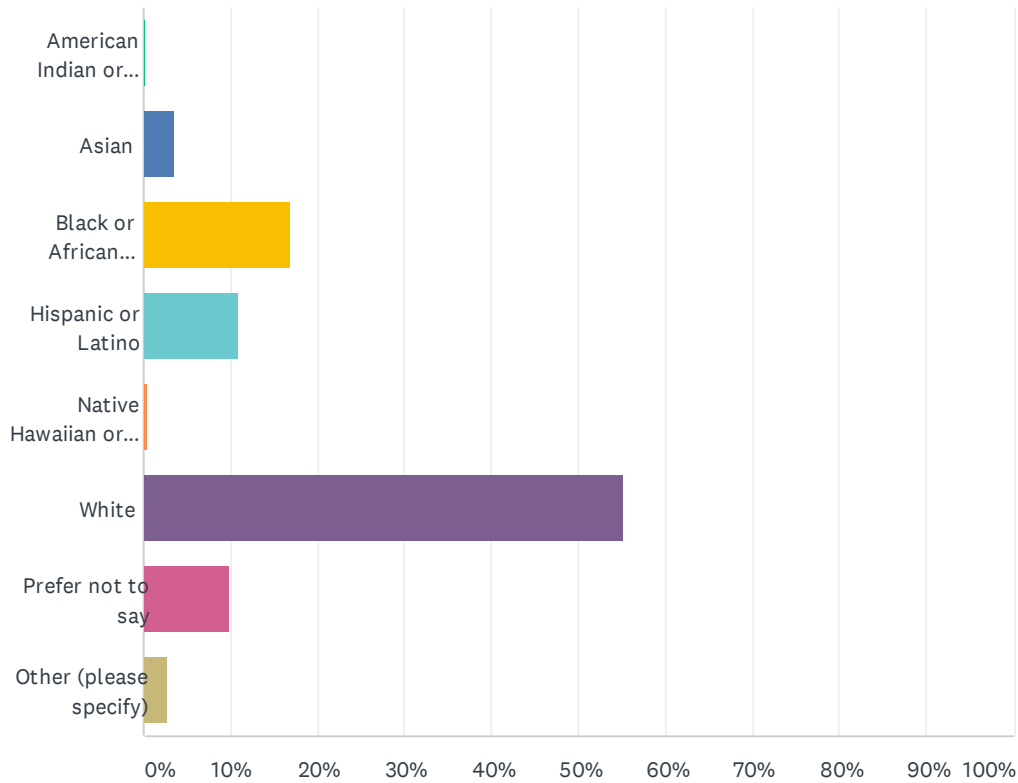
Answered: 743 Skipped: 69



ANSWER CHOICES	RESPONSES	
1	18.84%	140
2	31.09%	231
3	11.57%	86
4	14.54%	108
5	8.75%	65
6	5.79%	43
7	2.83%	21
8	1.88%	14
More than 8	4.71%	35
<b>TOTAL</b>		<b>743</b>

## Q11 What is your race/ethnicity? (Select all that apply)

Answered: 745 Skipped: 67



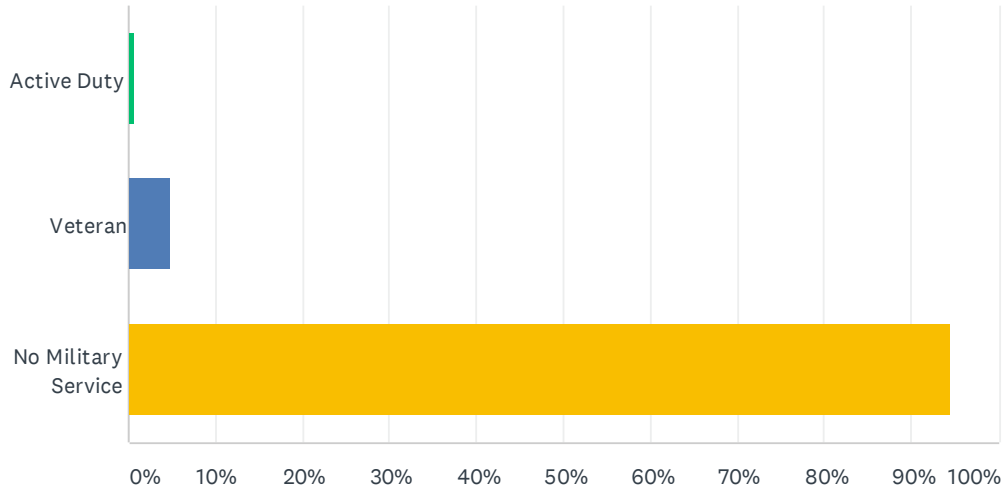
ANSWER CHOICES	RESPONSES	
American Indian or Alaska Native	0.27%	2
Asian	3.49%	26
Black or African American	17.05%	127
Hispanic or Latino	10.87%	81
Native Hawaiian or Other Pacific Islander	0.40%	3
White	55.30%	412
Prefer not to say	9.80%	73
Other (please specify)	2.82%	21
<b>TOTAL</b>		<b>745</b>

Student Preference Survey for Students Planning to Return in Fall 2021

#	OTHER (PLEASE SPECIFY)	DATE
1	black and Hispanic	2/19/2021 5:46 PM
2	mixed race	2/19/2021 9:58 AM
3	Moorish-American	2/18/2021 3:35 PM
4	white and black	2/18/2021 2:10 PM
5	Black,White, and Asian	2/18/2021 12:20 PM
6	multiracial	2/18/2021 11:30 AM
7	Biracial	2/16/2021 8:11 PM
8	Mixed	2/15/2021 12:13 PM
9	Black, White, and Asian	2/15/2021 11:01 AM
10	biracial	2/15/2021 10:36 AM
11	Mixed white, black, and Hispanic/Latino	2/15/2021 10:07 AM
12	White/black	2/15/2021 9:33 AM
13	Biracial Hispanic and African	2/15/2021 9:18 AM
14	Mixed	2/15/2021 8:50 AM
15	Two or more	2/15/2021 8:20 AM
16	Black/White	2/14/2021 8:13 PM
17	Black And white	2/8/2021 9:51 PM
18	Mixed race	2/8/2021 5:09 PM
19	mix with black hispanic and european	2/8/2021 12:32 PM
20	Multi	2/8/2021 11:46 AM
21	Mixed	2/8/2021 11:06 AM

## Q12 What is your military status?

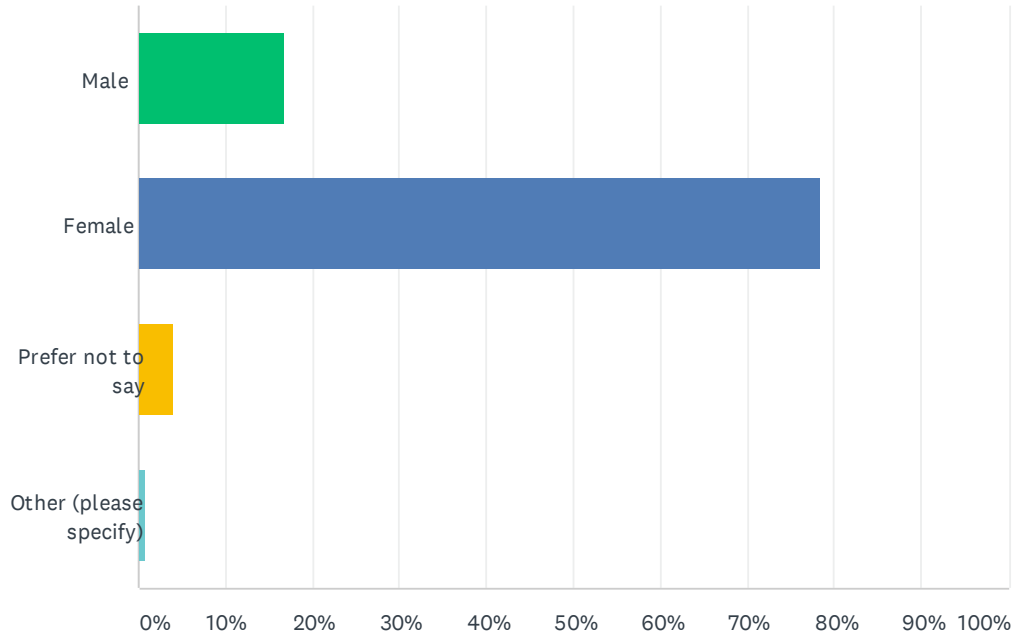
Answered: 743 Skipped: 69



ANSWER CHOICES	RESPONSES
Active Duty	0.54% 4
Veteran	4.85% 36
No Military Service	94.62% 703
TOTAL	743

## Q13 What is your gender?

Answered: 745 Skipped: 67

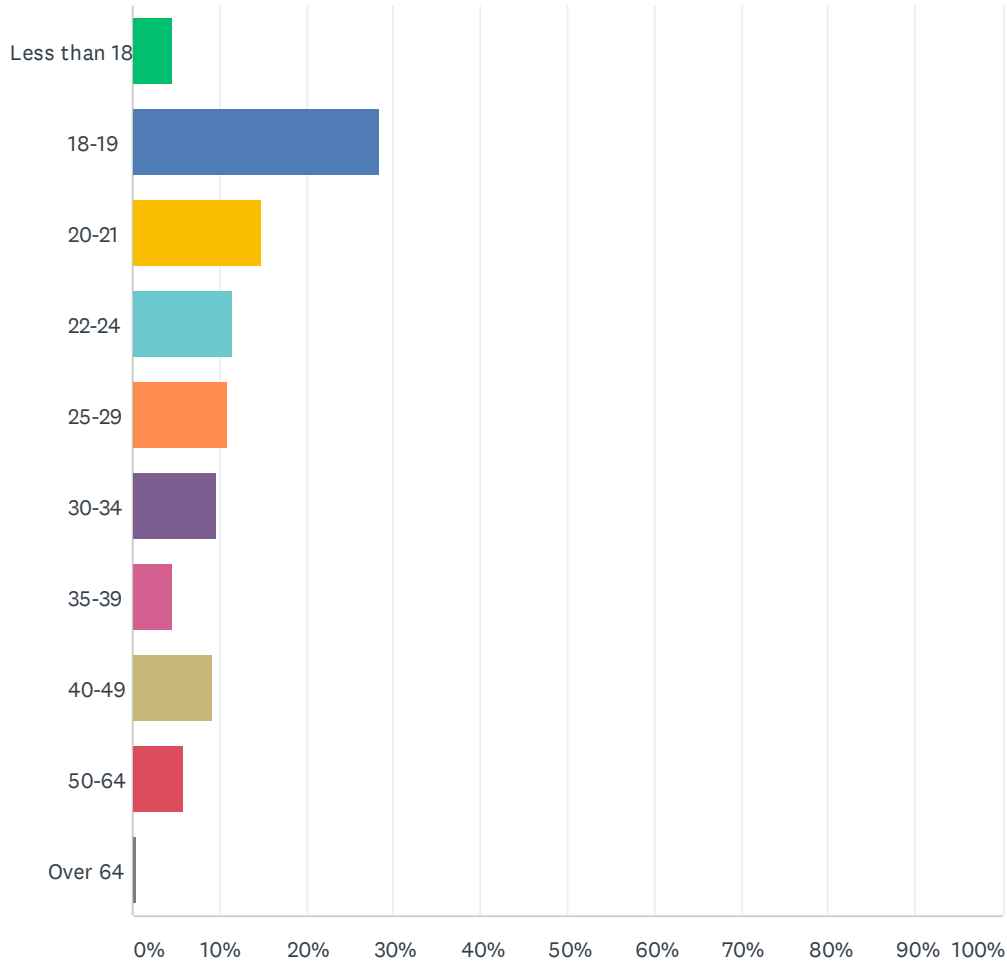


ANSWER CHOICES	RESPONSES	
Male	16.78%	125
Female	78.52%	585
Prefer not to say	3.89%	29
Other (please specify)	0.81%	6
<b>TOTAL</b>		<b>745</b>

#	OTHER (PLEASE SPECIFY)	DATE
1	Gender Fluid	2/16/2021 8:11 PM
2	Nonbinary trans man	2/15/2021 9:39 AM
3	Non-Binary (They/Them)	2/8/2021 8:06 PM
4	Hi	2/8/2021 12:30 PM
5	Transgender male	2/8/2021 12:24 PM
6	Nonbinary	2/8/2021 11:05 AM

## Q14 What is your age?

Answered: 744 Skipped: 68



ANSWER CHOICES	RESPONSES	
Less than 18	4.70%	35
18-19	28.36%	211
20-21	14.78%	110
22-24	11.56%	86
25-29	10.89%	81
30-34	9.54%	71
35-39	4.70%	35
40-49	9.14%	68
50-64	5.91%	44
Over 64	0.40%	3
<b>TOTAL</b>		<b>744</b>